



TRAINING

PROVIDER REGISTRY

MINIMUM TRAINING REQUIREMENTS FOR
Entry-Level Commercial Motor Vehicle Operators



U.S. Department of Transportation
Federal Motor Carrier Safety Administration

Agenda

- 1 THE ELDT REGULATIONS**
What are they, and how will they improve safety?
- 2 CDL APPLICANT REQUIREMENTS**
What do the ELDT regulations require of CDL applicants?
- 3 TRAINING REQUIREMENTS**
What theory and behind-the-wheel training must entry-level drivers complete?
- 4 TRAINING PROVIDER REQUIREMENTS**
What do the ELDT regulations require of training providers?
- 5 THE TRAINING PROVIDER REGISTRY**
What is it, and how does it support the ELDT regulations?
- 6 USING THE TRAINING PROVIDER REGISTRY**
How can CDL applicants, training providers, and licensing agencies use the Registry?

The ELDT Regulations

What are the Entry-Level Driver Training (ELDT) regulations?



Set minimum Federal requirements for theory and behind-the-wheel training...



That entry-level large truck and bus drivers...



Must complete before testing for a commercial driver's license (CDL) or certain CDL endorsements.



States may have requirements that exceed the Federal requirements.

How will ELDT improve safety on our Nation's roads?

- Ensures that only qualified drivers receive a new CDL, a CDL upgrade, or a school bus (S), passenger (P), or hazardous materials (H) endorsement.
- Sets a national baseline for entry-level driver training.
- Identifies standards that training providers must meet.
- Gives States information they need at critical safety checkpoints.
- Further ensures that drivers operate commercial motor vehicles (CMVs) safely and meet their operational responsibilities.

CDL Applicant Requirements

The ELDT regulations establish new minimum training standards for entry-level drivers.

This includes individuals applying for:

A Class A or Class B commercial driver's license (CDL) for the first time

An upgrade of an existing Class B CDL to a Class A CDL

A hazardous materials (H), passenger (P), or school bus (S) endorsement for the first time

- The rule does not cover individuals for whom States have waived the CDL skills test under [49 CFR 383](#).

What do the ELDT regulations require of CDL applicants?

- Entry-level drivers must complete the applicable training, from a provider listed on the Training Provider Registry, prior to taking a relevant CDL skills or knowledge test.
 - Individuals who obtain a commercial learner's permit (CLP) **on or after February 7, 2022** will be required to meet the ELDT requirements.
 - Individuals who obtain a CLP before February 7, 2022 are not subject to the new ELDT regulations, so long as they obtain a CDL or endorsement before their CLP (or renewed CLP) expires.

ELDT Applicability

If ➤ Then

A driver holds a CLP that was issued before February 7, 2022...

The driver is not required to complete entry-level driver training, as long as the driver obtains a CDL before the CLP expires.

A driver was issued a CDL or an S, P, or H endorsement before February 7, 2022...

The driver is not required to complete entry-level driver training for the previously-issued license or endorsement, even if it has since lapsed.

A driver holds a CLP that was issued before February 7, 2022, but the CLP expires before the driver applies for their CDL...

The driver must complete the required entry-level driver training before being permitted to take the CDL skills test.

A driver obtains a CLP on or after February 7, 2022...

The driver must complete the required entry-level driver training before being permitted to take the CDL skills test, S or P skills test, or H knowledge test.

A driver held a CDL prior to the compliance date, and applies for an upgrade to a higher class of CDL, or an S, P, or H endorsement for the first time on or after February 7, 2022...

The driver must complete the required entry-level driver training for the class of CDL to which the driver is upgrading or the endorsement(s) for which the driver is applying before being permitted to take the applicable CDL skills or knowledge test.

Entry-Level Driver Training Requirements

What training will CDL applicants receive?

Entry-level drivers must receive training and demonstrate proficiency in the following areas:



THEORY TRAINING

- Lectures, demonstrations, computer-based, online learning, etc.
- May use a simulator
- No minimum number of hours; trainees must score at least 80% on assessment
- Training topics include:
 - Basic Operation
 - Safe Operating Procedures
 - Advanced Operation Procedures
 - Vehicle Systems and Reporting Malfunctions
 - Non-Driving Activities (e.g., Hours of Service)



BEHIND-THE-WHEEL (BTW) TRAINING

- Actual operation of a CMV
- Takes place on a range or public road
- May not use a simulator to meet requirements
- No minimum number of hours, training provider will determine driver's proficiency
- Basic vehicle control skills and mastery of basic maneuvers

States may have requirements that exceed the Federal requirements.

Training Requirements

- Theory and BTW trainings may be delivered by different training providers.
 - Both training providers must be registered/listed on the Training Provider Registry.
 - Both training providers would separately submit driver training information.
- BTW range and BTW public road trainings must be provided by the same training provider.
- Driver-trainees must complete both the theory and BTW portions of training within one year of each other.

Training Requirements (continued)

BTW Public Road

- Instructors must cover all topics listed and “determine and document that each driver-trainee has demonstrated proficiency in all elements of the BTW curriculum unless otherwise noted.”
 - See Appendices A and B to Part 380.
- Does not allow for “test outs” of skills training on either range or public road.

Training Provider Requirements

What is a training provider?

An entity that is listed on the FMCSA Training Provider Registry.

May include:

- Training schools
- Educational institutions
- Rural electronic cooperatives
- Motor carriers
- State/local governments
- School districts
- Joint labor management programs
- Owner-operators
- Individuals

Training Provider Requirements

Entities wishing to provide entry-level driver training must **register** on the Training Provider Registry and **self-certify** that they meet all FMCSA requirements that apply to:



REGISTRATION



CURRICULA



INSTRUCTORS



FACILITIES



VEHICLES



STATE LICENSING



ASSESSMENTS



TRAINING
CERTIFICATION



DOCUMENTATION



FMCSA AUDITS

For full training provider requirements, see 49 CFR part 380 subparts F & G.

Training Provider Requirements (continued)

As of February 7, 2022:

- After a driver successfully completes the required training, the training provider must electronically submit the driver-trainee's training certification information to the Training Provider Registry.
 - Must be submitted by midnight of the second business day after the driver-trainee completes the training.

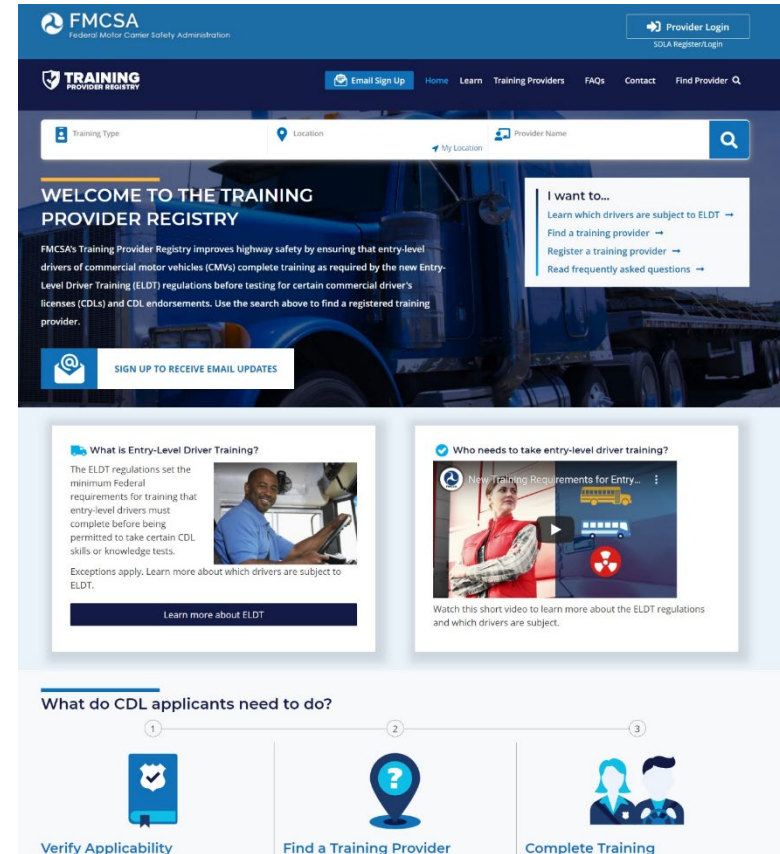


The Training Provider Registry

What is the Training Provider Registry?

- An FMCSA web system that:
 - Lists training providers eligible to provide entry-level driver training.
 - Retains a record of drivers that have successfully completed entry-level driver training.

Ensures compliance with lifesaving Entry-Level Driver Training regulations



The screenshot shows the FMCSA Training Provider Registry website. The header includes the FMCSA logo and navigation links like 'Email Sign Up', 'Home', 'Learn', 'Training Providers', 'FAQs', 'Contact', and 'Find Provider'. A search bar is present with fields for 'Training Type', 'Location', 'My Location', and 'Provider Name'. The main content area features a 'WELCOME TO THE TRAINING PROVIDER REGISTRY' section with a brief description of the system's purpose and a 'SIGN UP TO RECEIVE EMAIL UPDATES' button. Below this are two informational cards: 'What is Entry-Level Driver Training?' with a video thumbnail and 'Who needs to take entry-level driver training?' with a video thumbnail. At the bottom, a section titled 'What do CDL applicants need to do?' is illustrated with a three-step process: 1. Verify Applicability (with a shield icon), 2. Find a Training Provider (with a location pin icon), and 3. Complete Training (with a person icon).

How does the Training Provider Registry support ELDT?



Search

DRIVER

selects registered training provider from list on Training Provider Registry, completes training



Submit

TRAINING PROVIDER

electronically submits driver training data to Training Provider Registry



Retain

FMCSA

retains driver data in Training Provider Registry



Retrieve

STATE

retrieves driver data from Training Provider Registry

ELDT and the Training Provider Registry



- **CDL applicant** searches the list of training providers on the Training Provider Registry.
- CDL applicant contacts the training provider and secures their services outside the Training Provider Registry, and successfully completes required training.

ELDT and the Training Provider Registry (continued)



- **Training provider** submits driver training certification information to FMCSA electronically via the Training Provider Registry.
- Driver information must be submitted by midnight of the second business day after the driver-trainee completes the training.
- Must be done for each student when that student completes a training program.

ELDT and the Training Provider Registry (continued)



Retain

- **FMCSA** will retain the driver training certification information securely in the Training Provider Registry.

ELDT and the Training Provider Registry (continued)

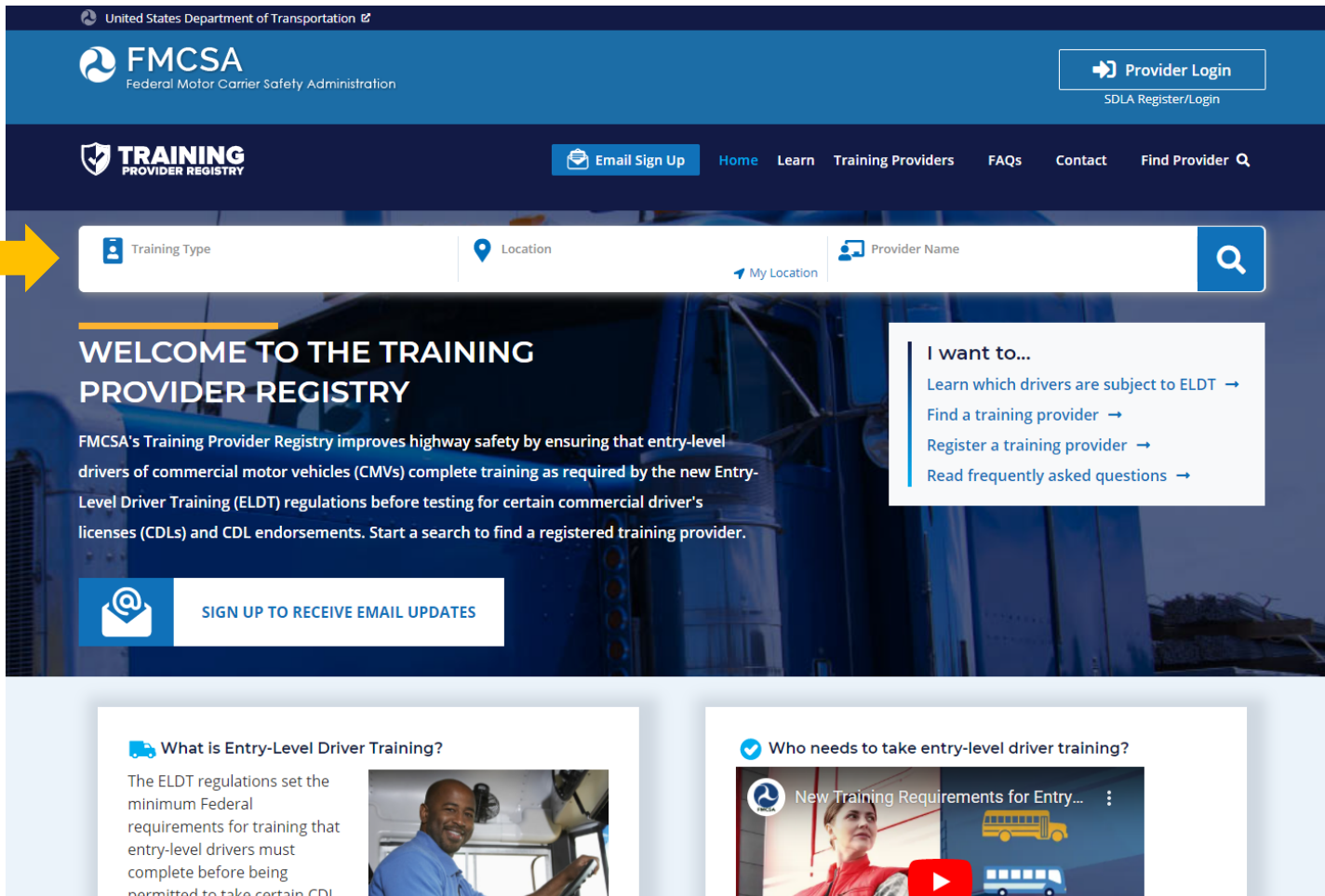


Retrieve

- **The State**, prior to administering the relevant skills or knowledge test, must use information from the Training Provider Registry to verify that the driver has completed required training.

Using the Training Provider Registry

Training Provider Search



The screenshot shows the homepage of the Training Provider Registry. At the top, there is a navigation bar with the FMCSA logo and a 'Provider Login' button. Below this is a secondary navigation bar with an 'Email Sign Up' button and links for Home, Learn, Training Providers, FAQs, Contact, and Find Provider. A search bar is prominently displayed with three filters: 'Training Type' (indicated by a yellow arrow), 'Location' (with a 'My Location' button), and 'Provider Name'. Below the search bar, a welcome message states: 'WELCOME TO THE TRAINING PROVIDER REGISTRY. FMCSA's Training Provider Registry improves highway safety by ensuring that entry-level drivers of commercial motor vehicles (CMVs) complete training as required by the new Entry-Level Driver Training (ELDT) regulations before testing for certain commercial driver's licenses (CDLs) and CDL endorsements. Start a search to find a registered training provider.' To the right of this message is a 'I want to...' menu with links to 'Learn which drivers are subject to ELDT', 'Find a training provider', 'Register a training provider', and 'Read frequently asked questions'. Below the welcome message is a 'SIGN UP TO RECEIVE EMAIL UPDATES' button. At the bottom, there are two featured articles: 'What is Entry-Level Driver Training?' with a photo of a driver, and 'Who needs to take entry-level driver training?' with a video thumbnail titled 'New Training Requirements for Entry...'.

Training Provider Search (continued)

United States Department of Transportation

FMCSA
Federal Motor Carrier Safety Administration

[Provider Login](#)
SDLA Register/Login

TRAINING PROVIDER REGISTRY

[Email Sign Up](#) [Home](#) [Learn](#) [Training Providers](#) [FAQs](#) [Contact](#) [Find Provider](#)

Training Type: Class A, Class B, Passenger, School Bus and Hazardous Materials (Theory)

Location: 50 Staniford St #600, Boston, MA 02114, USA

Provider Name

Training Locations

Are you required to take entry-level driver training?
The ELDT regulations define which CDL applicants are required to complete which training. Are you subject? [Learn more about ELDT applicability](#)

[In-Person \(30\)](#) [Online \(0\)](#) [Traveling Provider \(0\)](#) Public enrollment only [Download all Training Locations](#)

Class B: Theory, BTW-Public Road and BTW-Range
Passenger: Theory, BTW-Public Road and BTW-Range
School Bus: Theory, BTW-Public Road and BTW-Range
Hazardous Materials: Theory

Show Less

North American CDL Trainers LLC


Provider Name: North American CDL Trainers LLC
Address: 9876 Anywhere Road, Baltimore, MD 21244
Phone: +1 999-555-5678

Show More

Anytown Community College - City Campus

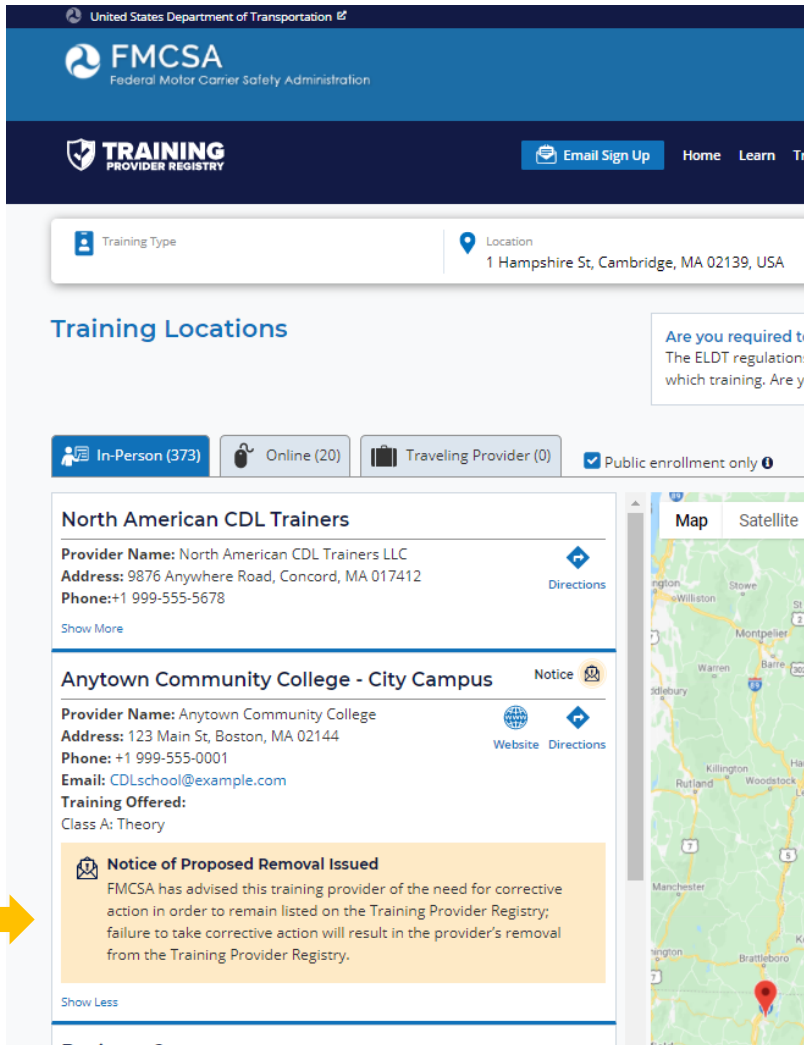
Provider Name: Anytown Community College
City/State: Cranberry, PA
Phone: +1 999-555-0001

Show More



- Results list has 3 tabs:
 - In-person training locations.
 - Online training.
 - Traveling training providers.

Training Provider Search (continued)



United States Department of Transportation

FMCSA
Federal Motor Carrier Safety Administration

TRAINING
PROVIDER REGISTRY

Email Sign Up Home Learn Tr

Training Type Location
1 Hampshire St, Cambridge, MA 02139, USA

Training Locations

Are you required to The ELDT regulations which training. Are yo

In-Person (373) Online (20) Traveling Provider (0) Public enrollment only

North American CDL Trainers

Provider Name: North American CDL Trainers LLC
Address: 9876 Anywhere Road, Concord, MA 017412
Phone: +1 999-555-5678
Directions

Show More

Anytown Community College - City Campus Notice

Provider Name: Anytown Community College
Address: 123 Main St, Boston, MA 02144
Phone: +1 999-555-0001
Email: CDLSchool@example.com
Training Offered:
Class A: Theory

Notice of Proposed Removal Issued
FMCSA has advised this training provider of the need for corrective action in order to remain listed on the Training Provider Registry; failure to take corrective action will result in the provider's removal from the Training Provider Registry.

Show Less

Map Satellite

- This notice indicates that FMCSA has notified a training provider about the need to take corrective action.
- For more information on the process for removal from the Registry, see 49 CFR [380.721](#) and [380.723](#).

Drivers: Check Your Record

- Driver-trainees can use the Record Check feature to see the certification information they have in the Registry.
- Drivers will enter their name, CLP/CDL information, and answer a question about their training record to verify their identity.
- Accessed via the Training Provider Registry home page.


Have you completed entry-level driver training?

Check Your Record

If you completed entry-level driver training with a provider registered with FMCSA, you may check your record to see what information your training provider has submitted to the Training Provider Registry.

Note that providers are required to submit training certification information by midnight of the second business day after the driver completes training.

[Start Record Check](#)



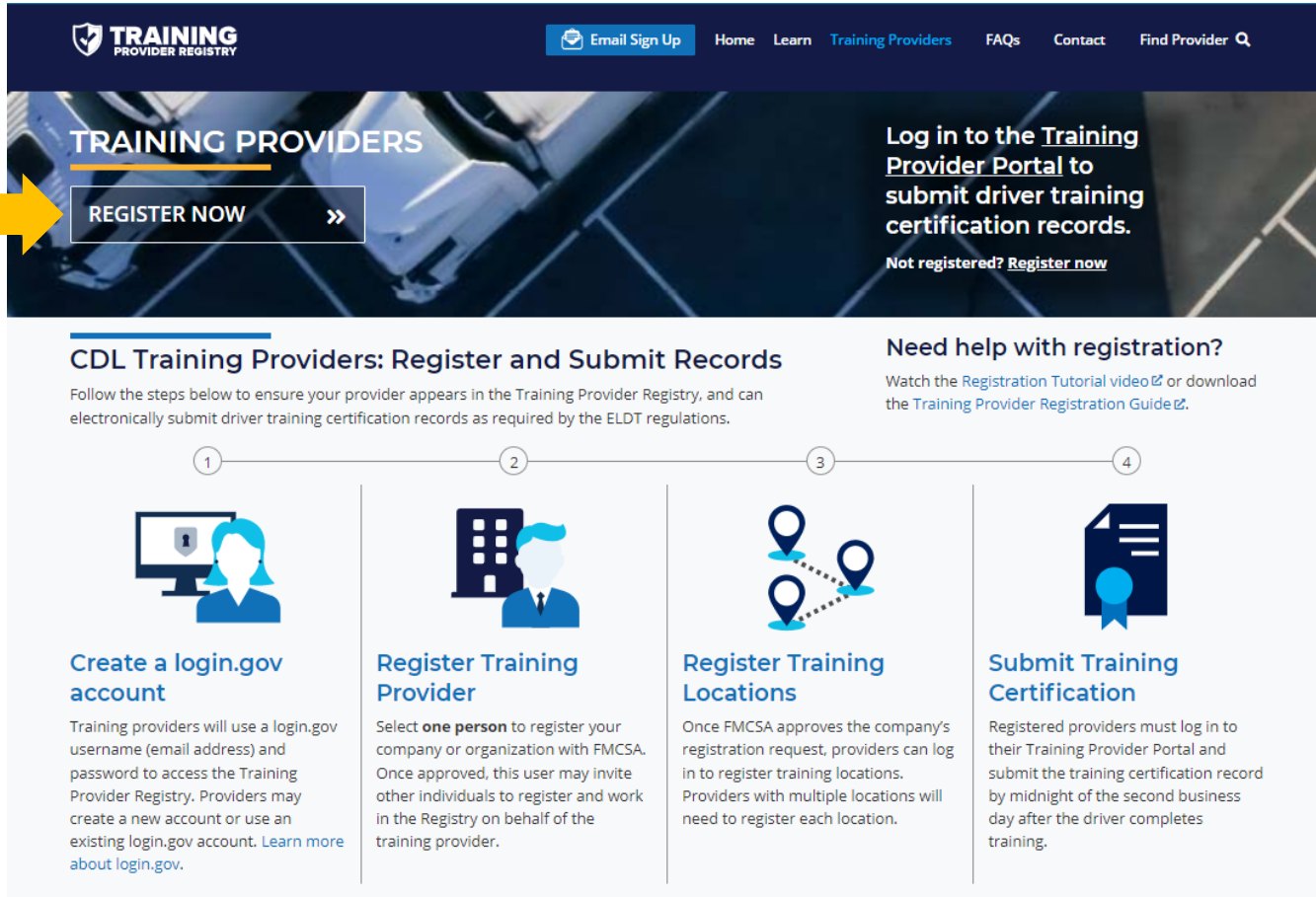
Training Providers: Register



Are you ready to register?

- Ensure your curricula, documentation, vehicles, etc. meet the minimum ELDT standards.
- When you register, you must self-certify that you comply with all applicable ELDT requirements.
- For a complete list of training provider requirements, visit 49 CFR part 380 [subparts F and G](#) and [appendices A through E](#).

Training Provider Registration



TRAINING PROVIDER REGISTRY | [Email Sign Up](#) | [Home](#) | [Learn](#) | [Training Providers](#) | [FAQs](#) | [Contact](#) | [Find Provider](#) 🔍

TRAINING PROVIDERS

REGISTER NOW >>


Log in to the [Training Provider Portal](#) to submit driver training certification records.
Not registered? [Register now](#)

CDL Training Providers: Register and Submit Records


Follow the steps below to ensure your provider appears in the Training Provider Registry, and can electronically submit driver training certification records as required by the ELDT regulations.

Need help with registration?


Watch the [Registration Tutorial video](#) or download the [Training Provider Registration Guide](#).

- 


Create a login.gov account

Training providers will use a login.gov username (email address) and password to access the Training Provider Registry. Providers may create a new account or use an existing login.gov account. [Learn more about login.gov.](#)
- 

Register Training Provider

Select **one person** to register your company or organization with FMCSA. Once approved, this user may invite other individuals to register and work in the Registry on behalf of the training provider.
- 

Register Training Locations

Once FMCSA approves the company's registration request, providers can log in to register training locations. Providers with multiple locations will need to register each location.
- 

Submit Training Certification

Registered providers must log in to their Training Provider Portal and submit the training certification record by midnight of the second business day after the driver completes training.

Training Location Registration


- Once FMCSA has approved the training provider (company) registration, the provider must log in to register their training location or locations.



Location information is needed to:

- Appear in the training provider search.
- Submit driver training certification information.

Training Providers: Submitting Driver Training Certification Information



[Email Sign Up](#)
[Home](#)
[Learn](#)
[Training Providers](#)
[FAQs](#)
[Contact](#)
[Find Provider](#)

MY PORTAL
Manage Records
Manage Provider
Manage Locations
Manage Access

[Go back](#)

Submit Driver Training Certification Record

Use the form below to submit the information certifying that a driver has completed entry-level driver training.

Note: Providers only submit records of **successfully completed** training; if a driver fails to complete the course or does not score at least 80% on the theory assessment, their record is not entered in the Training Provider Registry.

Enter Driver Information

The Training Provider Registry will link the training certification information you enter below with a driver record. Enter the driver's information below exactly as it appears on their driver's license, commercial learner's permit (CLP), or commercial driver's license (CDL).

| | | | |
|--------------------------------------|--|---|-----------------------------------|
| Permit/License Information | | Date of Birth | |
| Number | State | Month | Day |
| <input type="text" value="1234567"/> | <input type="text" value="Massachusetts"/> | <input type="text" value="January (01)"/> | <input type="text" value="1"/> |
| Year | | | |
| | | | <input type="text" value="1980"/> |
| First Name | | Last Name | |
| <input type="text" value="Example"/> | | <input type="text" value="Driver 1"/> | |

Location and Training Information

Select the registered training location where the driver completed training and enter the driver's training information. If you do not see the correct information below, go to [Manage Locations](#) and ensure you have properly registered your training location.

| | | | |
|--|--|---|--|
| Training Location | Class/Endorsement | | |
| <input type="text" value="CDL Training School"/> | <input type="text" value="Class A CDL"/> | | |
| Training Type | Theory Assessment Score | Training Completed on | |
| <input type="text" value="Theory"/> | <input type="text" value="80"/> | <input type="text" value="02/26/2022"/> | |

Providers have the option to assign a local identifier to each record. This internal ID will be visible in your Training Provider Portal, but will not be included in responses to State queries.

Internal ID (optional)

Submit Training Record
CANCEL

- Registered training providers will log in to the Training Provider Portal.
- Select **Manage Records > Submit a New Record.**
- Enter the information.
- Must select from a registered training location.

Optional: TPR Web Service

The TPR Web Service submission option may be a good fit for training providers that:

- Anticipate submitting a significant number of driver training certifications on a regular basis.
- Have an existing IT system to track driver training results.
- Have an IT support team that can update your IT system to interface with TPR Web Service, per the technical specifications in the Web Services Development Handbook.



Learn more at <https://tpr.fmcsa.dot.gov/DeveloperToolkit>

Questions?



To learn more about ELDT and the Training Provider Registry, visit:

<https://tpr.fmcsa.dot.gov>



You can also contact FMCSA's TPR Team:

<https://tpr.fmcsa.dot.gov/#contact>